

Versa-Rail™


Patent Pending

Attic Ladder Safety Railing

Specification Guide

Versa Rail Model 60

Revised 2-4-2009



The Versa Rail is a dual-purpose safety railing to surround the attic ladder opening. The Versa Rail is a convenient grab rail to facilitate safely entering or exiting the attic via the attic ladder. Typically steep, the top ladder step can be up to 18" below the attic floor, making the transition precarious in either direction without a grab rail. The Versa Rail also provides a safety barrier around the attic ladder opening for persons working in the attic, reducing the risk of serious injury or death that could result from a fall through an unprotected opening. The Versa Rail addresses an issue of personal injury liability for the building industry that has been largely ignored until now.

Installation Recommendations:

The Versa Rail is supplied with lag screws for securing the leg brackets to the floor. Care should be taken to insure these lag screws are driven into the joists, not just decking. For more detailed information refer to the Versa Lift Installation Guide.

Specifications:

Construction: Powder coated steel

Assembly: All hardware included

Vertical Space: 37" min. from floor to rafters

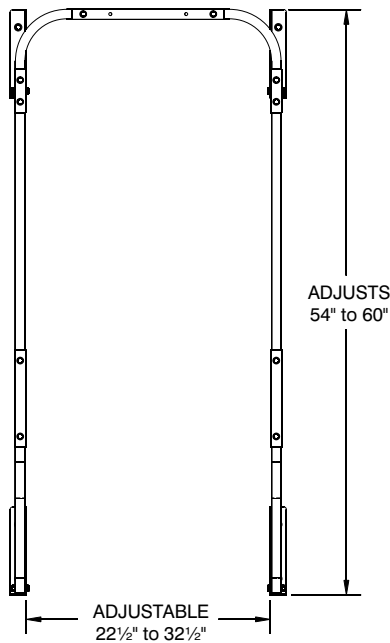
Adjustment Range: 22½" x 54" to 32½" x 60"

Shipping Weight: 24 lbs.

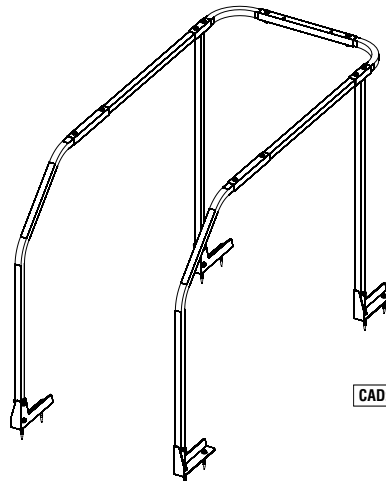
Assembly & Installation:

Tools Required: Wrenches, electric drill.

Skill Level: Handyman



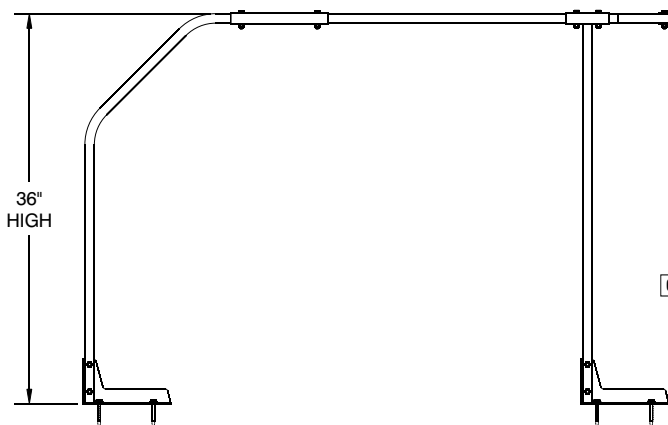
CAD: VR-60-PLAN.DWG



CAD: VR-60-IS0.DWG



CAD: VR-60-FRT.DWG



CAD: VR-60-SIDE.DWG